



Inflatable Shelters provide a quickly deployable structure that is simple to use, lightweight, compact and easy to transport. They are ideal for emergency or humanitarian use, but have a wide range of other applications including field hospitals, command centres, crime scene preservation, storage areas and vehicle maintenance.

MFC international's range of inflatable shelters can be set up in a matter of minutes, and will stay standing without continuous inflation. With no mechanical framework the shelters are lighter and more compact once packed.

All shelters are supplied with adjustable zipped entrances at the front and rear, providing a versatile solution that allows two or more shelters to be linked together if required. Shelters can be anchored on hard or soft standing, and guy ropes are provided for use in inclement weather.

The shelters are manufactured with a welded and taped PU frame that reduces weight and air leakage, allowing shelters to remain inflated for longer without the need for topping up (particularly in hot climates). The welded and taped canopy ensures seams remain waterproof even after repeated deployments and the heavy-duty detachable floor allows the shelter to be lowered over a vehicle or casualty if required.

Shelters are supplied with a comprehensive range of standard equipment, along with a large choice of optional add-ons such as heating, lighting and customer branding. The shelters are available with a choice of standard flame resistant (FR) canopy material colours, other colours are available in both FR & non FR materials if required. Shelters come with a white translucent roof as standard, but can be ordered with the roof in the main canopy colour as an option.

FEATURES

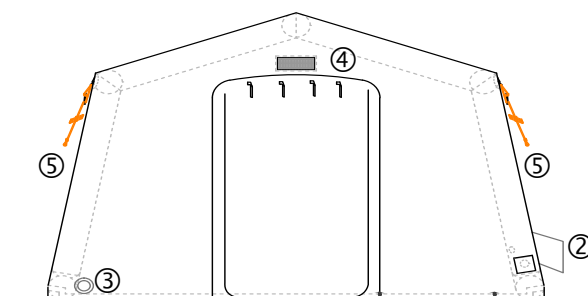
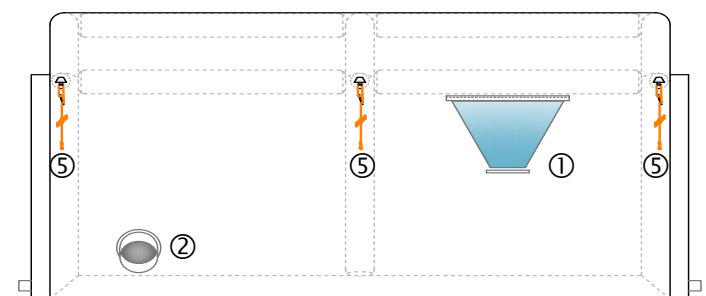
- Lightweight and easily portable
- Sets up within a matter of minutes and will stay standing without continuous inflation
- Supplied with adjustable zipped entrances at the front and rear providing a versatile solution that allows two or more shelters to be linked together if required
- Can be anchored on hard or soft standing, and guy ropes are provided for use in inclement weather
- Minimal training, servicing and maintenance costs

USED FOR

- Field Hospitals
- Command Centers
- Crime Scene Preservation
- Storage Areas
- Vehicle Maintenance Shelter

TECHNICAL DATA	9	12	16	20	25	30	36	51
Product Code	SHW/09/001	SHW/12/001	SHW/16/001	SHW/20/001	SHW/25/001	SHW/30/001	SHW/36/001	SHW/51/001
Length (cm)	300	400	400	500	500	600	600	850
Int. Length (cm)	300	400	400	500	500	600	600	850
Width (cm)	300	300	400	400	500	500	595	595
Int. Width (cm)	263	263	353	353	453	453	534	534
Height (cm)	263	263	280	280	290	290	308	308
Int. Height (cm)	238	238	254	254	265	265	275	275
Int. Floor Area (sq.m)	7.89	10.52	14.12	17.65	22.65	27.1	32.04	45.39
Air Requirements (ltr)	1300	1850	2600	2900	3050	3700	5900	8100
Pack size (cm)	120 x 66 x 41	120 x 66 x 41	130 x 66 x 50	130 x 66 x 50	140 x 80 x 66	140 x 80 x 60	140 x 80 x 60	160 x 80 x 66
Weight (kg)	36	45	58	68	78	88	105	125

DETAIL DRAWING



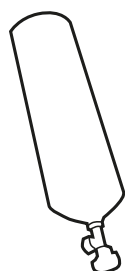
SUPPLIED WITH

- ① Windows & blinds (2 total, one in each side wall)
- ② Heater sleeve (side) x1
- ③ Cable sleeves (one at each end) x2
- ④ Closable ventilation panel over each door
- ⑤ Guy lines and adjusters (6 or 8 depending on size)
- Valise
- Repair kit
- Delivery hose (1m)
- Peg set & bag


OPTIONS

- Branding/Lettering
- Additional windows & blinds
- Electric inflator
- 8 bar regulator
- Additional cable or heater sleeves
- Electric heater
- Gas heater
- LED lighting & hanging brackets

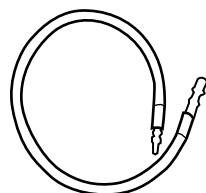
OPTIONS FOR INFLATION



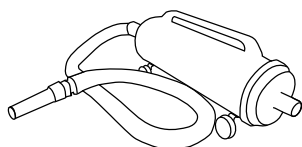
B.A. Cylinder
(By others)



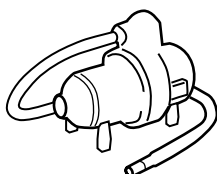
8 bar Regulator
(RE0034)
Regulator with
fixed hose
(RE0034/006)



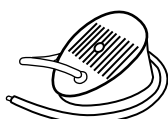
1m Delivery Hose
(Supplied with sled
HS-03-04-01-09-17)




**Master Blaster
Electric Inflator**
(180041 - 240v)
(180042 - 110v)



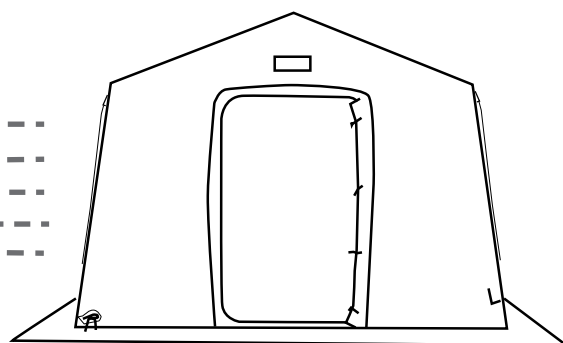
**Bravo2000
Electric Inflator**
(180026)














**Bravo10 Foot
Pump**
(180006)



**Bravo 4 ALU R.E.D Hand
Pump**
(180001)



COLOURS	<i>Flame Retardant</i>		<i>Non-Flame Retardant</i>	
	Self-Colour Roof	White Roof	Self-Colour Roof	White Roof
White				
Green				
Yellow				
Fluorescent Yellow				
Bronze Green				
Red				
Fluorescent Red			